























































Терьер

<http://shemakrestikom.ru/blog/1-0-24>



# Key

Color	Symbol	Cat No.	Brand	Type	Stitches	Skeins
		935	D.M.C.	Stranded Cotton	193	0.2
		934	D.M.C.	Stranded Cotton	304	0.2
		611	D.M.C.	Stranded Cotton	243	0.2
		610	D.M.C.	Stranded Cotton	137	0.1
		452	D.M.C.	Stranded Cotton	109	0.1
		451	D.M.C.	Stranded Cotton	155	0.1
		3861	D.M.C.	Stranded Cotton	225	0.2
		3860	D.M.C.	Stranded Cotton	53	0.1
		3864	D.M.C.	Stranded Cotton	131	0.1
		3863	D.M.C.	Stranded Cotton	444	0.3
		3862	D.M.C.	Stranded Cotton	148	0.1
		640	D.M.C.	Stranded Cotton	189	0.2
		3787	D.M.C.	Stranded Cotton	137	0.1
		3021	D.M.C.	Stranded Cotton	342	0.2
		535	D.M.C.	Stranded Cotton	120	0.1
		3782	D.M.C.	Stranded Cotton	100	0.1
		3032	D.M.C.	Stranded Cotton	102	0.1
		3790	D.M.C.	Stranded Cotton	417	0.3
		3781	D.M.C.	Stranded Cotton	302	0.2
		841	D.M.C.	Stranded Cotton	615	0.4
		840	D.M.C.	Stranded Cotton	675	0.4
		839	D.M.C.	Stranded Cotton	150	0.1
		647	D.M.C.	Stranded Cotton	163	0.1
		646	D.M.C.	Stranded Cotton	193	0.2
		645	D.M.C.	Stranded Cotton	119	0.1
		844	D.M.C.	Stranded Cotton	199	0.2
		3799	D.M.C.	Stranded Cotton	121	0.1

## Notes

Material Type: Aida Generic Brown

Sewing Count: 14/inch or 55/100mm

Design Size: 155 x 123 stitches

Sewn Design Size: 11.1 x 8.8 inches or 281 x 223 mm

Suggested Material Size: 17 x 14.7 inches or 431 x 373 mm

Stitch Style: Cross-stitch Using 2 strands

Below is a plan showing how the chart pages fit together.  
The page number is shown at the top left of each chart page.


A:1	B:1	C:1
A:2	B:2	C:2



The image displays a large grid, approximately 30 columns wide and 40 rows high. The grid is divided into several distinct sections by thick black lines. The top-left section is mostly empty. The middle-left section contains a vertical column of symbols, including 'U', '●', and '○'. The bottom-left section is filled with a complex pattern of symbols, including letters (N, Z, H, T, S, O, V, I, X), numbers (1, 2, 3, 4, 5, 6, 7, 8, 9, 10), and various geometric shapes (squares, circles, triangles, diamonds, crosses). The right side of the grid is mostly empty, with some symbols appearing in the bottom-right corner. The overall appearance is that of a technical drawing or a complex data table.












# StitchCraft

## *Design your own Cross Stitch on Computer!*

StitchCraft is the perfect tool for anyone who loves needlework. With StitchCraft you can sew the sample charts provided, easily turn photos into ready-to-sew charts or design your own beautiful charts for cross stitch, tapestry, knitting, rug hooking, beadwork and any other grid-based needlework. StitchCraft is easy-to-use leaving you free to be creative!

### Over 120 Sample Charts




*StitchCraft comes with over 120 ready to sew charts from top designers like DMC, Coats & Vivienne Garforth. The hardest part is choosing which design to sew first!*

### Design Charts from Photos



*Ever wished you could turn favourite photos into needlework designs? Now it's easy! StitchCraft will lead you through the options for your new chart, and in minutes it's ready to print out and sew.*

### Designing Freehand




*How about designing your own chart? StitchCraft has an extensive range of easy-to-use tools for designing your own charts. It won't be long before you're designing like a pro too.*

### STITCHCRAFT ALLOWS YOU TO:

- Design charts using a large range of tools including full stitch, halfstitch & backstitch
- Move, copy, mirror & rotate sections of charts
- View your designs on screen in beautiful lifelike stitches - simulated cross stitch, tent stitch, & beads
- View by colour, symbols or both
- Design charts using thread & material colours from on screen catalogs, just like shade cards
- Match any colour to the nearest catalogue number
- Change colours and/or symbols at any stage
- Save cut-outs as library files
- Print charts in symbols or lifelike stitches
- Print the instructions & a key
- Print your designs straight onto material or transfer paper with Stampstitch
- Share your designs with your friends by e-mail
- Also StitchCraft comes with full on-screen tutorial, online help, manual & full technical support

Plus loads more...



For more information please visit us at: [www.stitchcraft.info](http://www.stitchcraft.info)